




## V-Blox™ Coaxial/Twinaxial CCP™ Communication Line Protection Products



### CCPs OFFER

- State-of-the-art, avalanche diode technology
- Compact in-line installation
- High speed, high energy handling capability
- Low shunt capacitance to reduce signal loss

### YOU RECEIVE

- Affordable, superior, equipment security
- Improved reliability and maximized system up-time
- Protection at the interface card
- Adaptability to most industry applications

The CCP Series of data communication line surge protectors will ensure the reliable operation of coaxial or twinaxial based networked equipment running IBM 3270, AS400, Ethernet, Arc Net, Satellite/Cable/Closed Circuit TV and most other wideband, communication interfaces.

The CCP Series devices guard sensitive data networks against lightning induced surges, AC power interference, electrostatic discharge and ground loop energies. Typical applications include: terminals, file servers, repeaters, and mainframes using Ethernet, Arc Net, IBM, Token Ring and most other communication applications. High speed avalanche diode technology is used in conjunction with low capacitance circuitry enabling the protectors to function at a much greater bandwidth without causing signal degradation. This, in combination with their small size, makes the CCP exceedingly versatile. Standard units protect both center conductor(s) and shield circuits. A separate grounding wire on all units provides an isolated path to ground without adding an additional ground connection to the shield or network ground point. CCPs can also be specially configured to accommodate other standard connector interfaces (F, N, TNC, BNC, etc.). A wide selection of clamping voltages is available.

### ALL V-BLOX PRODUCTS ARE MADE IN THE USA

V-Blox Corporation is the leader & innovator in the design and manufacture of surge protection products, with twelve series of products and over 4,000 production variations. Through our Custom Products Division (CPD), V-Blox can design surge protection solutions for just about any application or network environment. V-Blox's Three Dimensional Balanced Array Protector earned the industry's highest recognition as the "gold standard" in communication line surge protection. Continued innovations include the use of avalanche diode technology, compact in-line installations for stand-alone applications along with products that address the structured cabling environment, coupled with high-speed, high-energy handling capability. V-Blox's products provide protection for products such as hubs, routers, switches, modems, ISDN, CATV, CCTV, SATV, USB, PCMCIA cards, and POS terminals. Please visit our website at [www.vblox.net](http://www.vblox.net) for more information on our broad range of products.

V-Blox Corporation 13291 Vantage Way Ste 108 Jacksonville, FL 32218 USA 1-904-425-4908 Fax 1-904-741-0405

**ELECTRICAL SPECIFICATIONS** (All specifications are subject to change with notice)

	ETHERNET	CCTV	CABLE TV	AS400/3X TWINAXIAL	SATELLITE TV	ARCNET
STD. Clamp Voltage	7.5 Volts	7.5 Volts	7.5 Volts	10 Volts	18 Volts	27 Volts
PEAK PULSE CURRENT 10/1000 $\mu$ s s.c. wave form @ V/cl	132 Amps	132 Amps	132 Amps	103 amps	60 Amps	40 Amps
RESPONSE TIME	LESS THAN 5 NANoseconds					
MAXIMUM SHUNT CAPACITANCE	<30pF	<30pF	<30pF	<30pF	<30pF	<30pF
SERIES RESISTANCE	None	None	None	None	None	None
INSERTION LOSS @40MHz	-0.5db	-0.5db	-0.5db	-0.5db	-0.5db	-0.5db

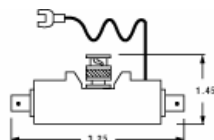


FIG. A

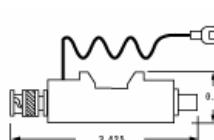


FIG. B

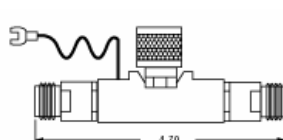


FIG. C

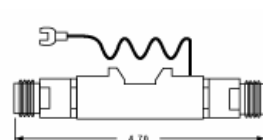


FIG. D

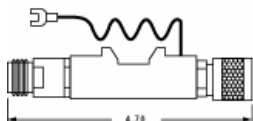


FIG. E

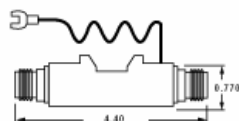


FIG. F

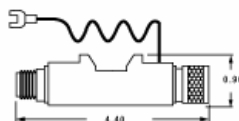


FIG. G

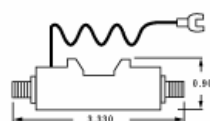


FIG. H

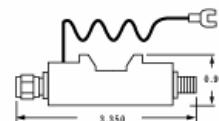


FIG. I

Connector type	SYSTEM APPLICATION AND MODEL NUMBER						
	ETHERNET 10BASE 2	ETHERNET 10BASE5	CCTV	CABLE TV	AS400/3X TWINAXIAL	SATELLITE TV	ARCNET
BNC TEE CONFIGURATION FIGURE A	CC0-2DT (EN)	X	X	X	X	X	X
BNC MALE/FEMALE STRAIGHT FIGURE B	CCP-2DA (EN)	X	X	X	X	X	CCP-2DA (AN)
BNC MALE/FEMALE STRAIGHT NOT SHOWN	X	X	CCP-CCTV	X	X	X	X
TWINAXIAL TEE CONFIGURATION FIGURE C	X	X	X	X	CCP-2BM-T	X	X
TWINAXIAL TEE CONFIGURATION FIGURE D	X	X	X	X	CCP-2BM-T F/F	X	X
TWINAXIAL MALE/FEMALE FIGURE E	X	X	X	X	CCP-2BM M/F	X	X
N SERIES FEMALE/FEMALE FIGURE F	X	CCP 2DA N(EN) F/F	X	X	X	X	X
N SERIES FEMALE/FEMALE FIGURE G	X	CCP 2DA N(EN) M/F	X	X	X	X	X
F SERIES FEMALE/FEMALE FIGURE H	X	X	X	CCP-FCT-F/F	X	CCP-FST-FF	X
F SERIES MALE/FEMALE FIGURE I	X	X	X	CCP-FCT-M/F	X	CCP-FST-M/F	X

**ORDERING INFORMATION**

To order a CCP, choose the correct part number by selecting the system application and number of wires to be protected from the above chart. See figures A through I for product physical outlines.  
NOTE: Special units can be supplied for any clamp voltage between 7.5 V and 240 V. The following information must be specified when ordering special units:  
1. Connector type and gender (ex., BNC male/female)  
2. System application/protocol (ex., Ethernet 10BASE 2)

**INSTALLATION**

To install, insert the protector in series between the incoming communication lines and the I/O port of the equipment to be protected. The protector ground wire must be connected to the metal chassis of the equipment being protected. Units should be installed at both ends of the data cable for the most effective protection.

**CAUTION**

Ground wire must be grounded directly to the metal chassis of the equipment being protected. The equipment chassis must be connected to earth through a properly grounded AC power receptacle.

**V-BLOX CONNECTED EQUIPMENT GUARANTEE**

V-Blox Corporation offers our \$25,000 Connected Equipment Guarantee, 15 Year Replacement Program and a Limited Lifetime Warranty. This warranty applies only to serialized low voltage products registered with V-Blox Corporation and is subject to certain disclaimers and limitations. For a complete warranty statement, please contact V-Blox Corporation. All specifications and dimensions are subject to change without notice.